



**Average Time to Degree (years)**

2.1

**Gender**

F	2.1
M	2.2

**Citizenship**

US Citizen or Perm Res	2.4
Temporary Resident	1.8

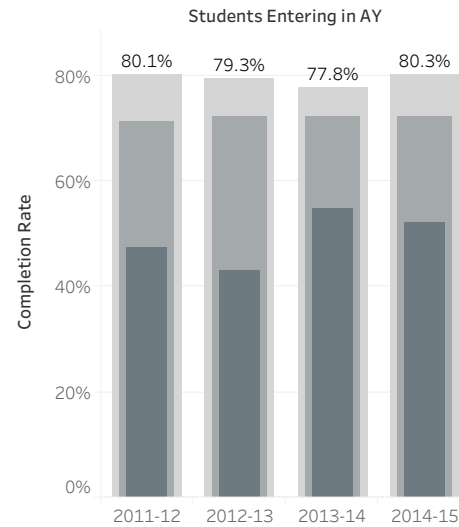
**Age Group**

20-24 years old	1.9
25-29 years old	2.2
30-34 years old	2.7
35 years and over	2.2

**Fed Ethnic**

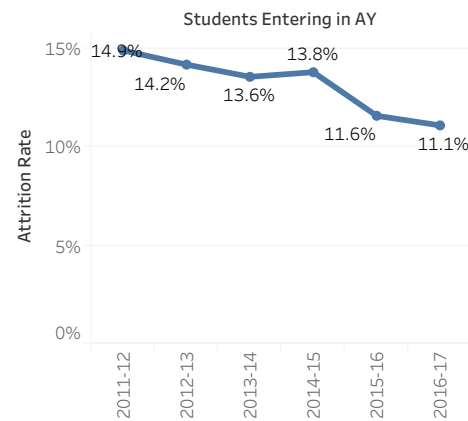
0MULTI	2.4
1WHITE	2.5
2AFRAM	2.2
3HISPLAT	2.2
4ASIAN	2.1
7NSPEC	2.3
9NONRES	1.8

**Cumulative Completion Rates**

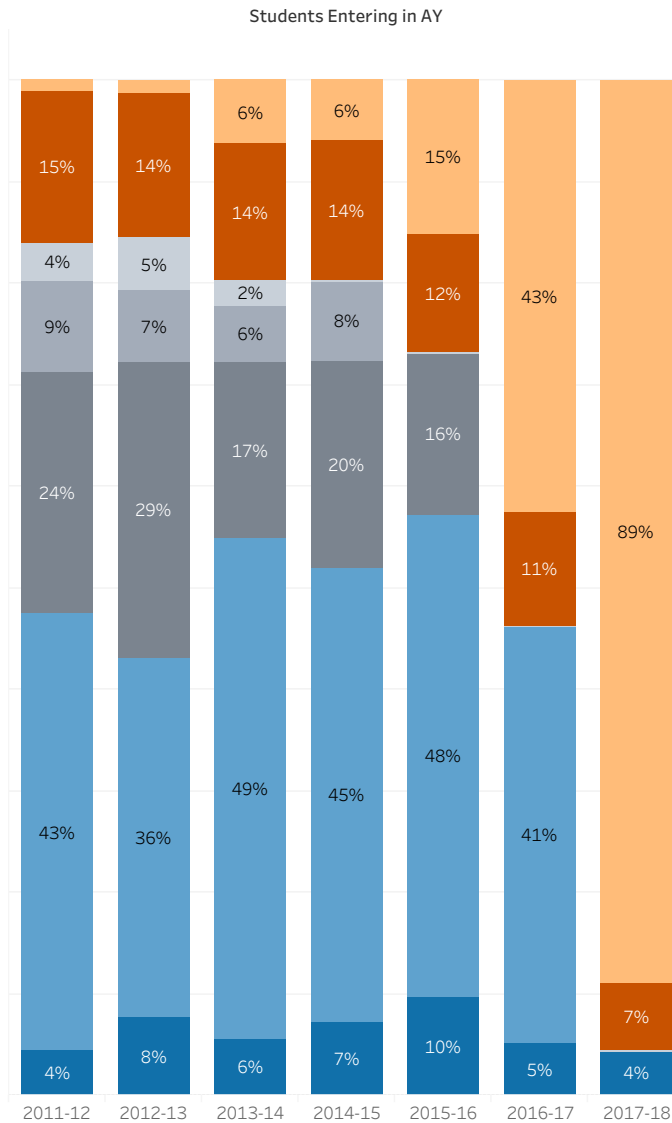


**Note: Most recent completion rates do not include Summer 2018 graduates.**

**Cumulative Attrition Rates**



**Cohort Summary**



Fst DEG Level  
○ Doctoral  
● Masters

Fst DEGREE  
All

Fstcollege  
CM

Fstmajor1  
All

**Measure Names**

- Currently Active\*
- Left with No Degree
- Time to Deg >4 Yrs
- Time to Deg >3-4 Yrs
- Time to Deg >2-3 Yrs
- Time to Deg >1-2 Yrs
- Time to Deg <=1 Yr

*\*Currently Active students based on still enrolled as of end of term Spring 2018.*